

# Newsletter

**September 2016**

Welcome back to a new school year!

As you can see from this newsletter, the building work is really going well. In fact, work is almost complete on the main building: I collect the keys at the end of Monday 19th September which is very exciting. A member of the Home to School Transport Team will be visiting school over the next few weeks to discuss our needs.



I will be arranging transition visits for the children once I have access to the whole site. The staff, along with the Speech and Language Therapists will put together photo booklets to send home for you to look at with your child in preparation for the move.

I hope that you can join us for a site visit on Wednesday 21st September from 12.30. The address is: Albert Grove, Longsight, M12 4WF (behind the large Asda on Kirkmanshulme Lane in Longsight)



Information about school uniform has been sent home—please see the back of this newsletter regarding orders.

Nuala Finegan

# Live Music Now



Some children from Violet class went to visit the Bridgewater Hall. They listened to music from around the world. We heard music from Ireland, England and Spain.






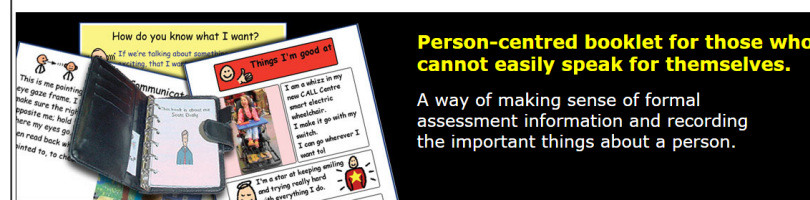
## Staff visit construction site of new school

The Rodney House staff were invited to view the progress of the new school building. They had a new experience when they got to wear hard hats and safety boots as they walked around and viewed the various rooms.

The new school will be completed by the end of October.



# Communication Passports



**Person-centred booklet for those who cannot easily speak for themselves.**

A way of making sense of formal assessment information and recording the important things about a person.

Communication Passports contain need-to-know information about your child, including their likes and dislikes; special people, places and things; keeping calm; how your child communicates and DOs and DON'Ts for successful communication.

Communication passports are very useful to help staff, carers, extended family, friends and other conversation partners understand your child and know how best to interact with them.

Parents provide the information for the Communication Passport and it is written from the point of view of your child in a way that is easy to understand. Each Communication Passport is individual and presents your child in a positive way. It usually includes pictures and photographs that reflect your child's preferences and personality.

Most children at Rodney House School already have a Communication Passport — it is a very good idea to update the Communication Passport regularly as your child grows and progresses.

There are a range of styles of Communication Passports available to suit different needs. Please contact your child's Staff Team or Speech and Language Therapists (Ruth and Laura) for more information about putting together a Communication Passport for your child or updating a previous version.

## Useful websites

<http://www.communicationpassports.org.uk>

<http://www.oxtc.co.uk/resources.shtml>

Here is an example of a page that may be included in a Communication Passport.

This information is useful as it gives people an understanding of a child's eating preferences.

## Eating and Drinking



I love **PASTA** with  
tuna mayonnaise.

I like **fruit**  
and **vegetables**.



I like certain biscuits -  
**Chocolate Digestives**  
and **Bourbons**



Crisps have to be  
Walkers **Cheese & Onion**  
flavour.

I drink water in a cup.





Here is another example of a page from a Communication Passport that would be useful to pass on information.

## You can help me to communicate

### Please DO

Be patient. Give me time.

Try to tune in to my way of talking-  
I am very good at finding other ways to tell you what I mean if you say "Show me..."

Use pictures to help me understand and stay calm  
Now and Next Board  
Visual Timetable  
Social Stories

### Please DON'T

Ignore me when I am trying to tell you something.


# Seaside Trip



Children from the bases enjoyed the trips out to the seaside before they finished for the summer holidays.

They joined up with parents and children from other classes on a trip to St Ann's. Although it was wet during one of the visits it did not dampen their spirits.

They joined in with a sensory walk on the beach in the wind and rain. After that the children had turns on the rides and they enjoyed a tasty lunch at the pier cafe before returning back to school.



# School Uniform

Rodney House School Uniform is comfortable and practical. The basic uniform for both girls and boys is as follows:

- navy v-necked sweatshirt with school logo
- white plain polo shirt
- black jogging bottoms

Other choices are available, for instance grey skirt/pinafore and black pull-up trousers. There is also a cardigan option.

## P.E KIT:-

- white plain t-shirt
- black plain shadow striped shorts
- plimsoles -black with Velcro fastenings

You should all have received an order form from school, if you require another one please contact the office 0161 230 6854.

Order forms should be completed and returned to school along with payment by **23rd September 2016**.

**PLEASE NOTE ONLY PAYMENT BY CHEQUE (made payable to Rodney House School) AND CASH ACCEPTED.**

**WE CANNOT ACCEPT CREDIT/DEBIT CARDS AT PRESENT**